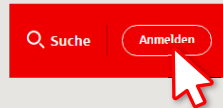


pushTAN: Bank transfers in the internet branch

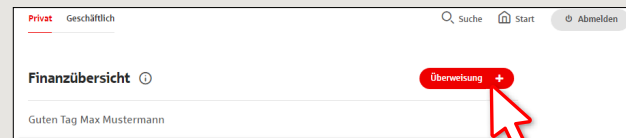
www.sparkasse-kl.de/pushtan

 Sparkasse
Kaiserslautern

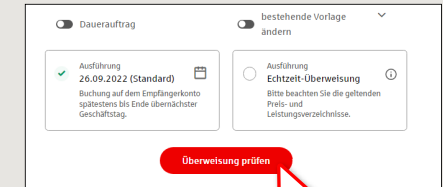
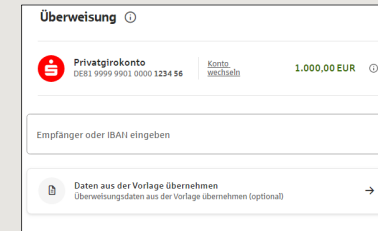
1 Log on to our Website.



2 Click on the red field „Überweisung“. Then choose which of your accounts you want to transfer from.

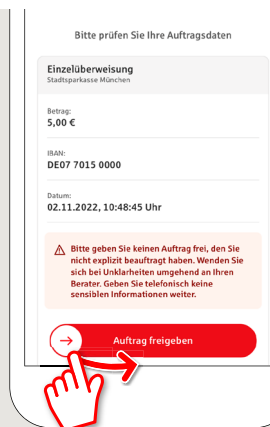


3 Now enter the name of the recipient, their IBAN, the amount and the purpose of payment - like the invoice number if available.

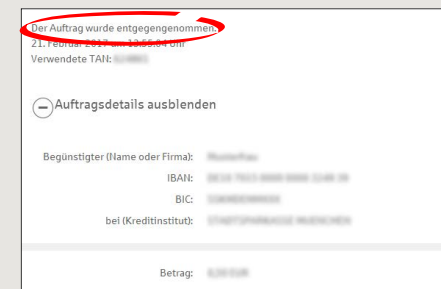


In the lower part you can make further settings. By clicking on „Überweisung prüfen“ the details are summarized again.

4 A message is sent to your smartphone informing you that you have a new pushTAN. Open the **S-pushTAN app** and enter your password.



5 Your transfer has been carried out and you receive confirmation.



Tips: Enter the details directly. Errors can occur when copying. Avoid using umlauts and special characters. Euro and cents are separated with a comma. Avoid using any separator for thousand amounts: (correct: 1500; incorrect: 1.500).

DO YOU HAVE ANY QUESTIONS? WE WILL BE HAPPY TO HELP YOU.

Kunden-Service-Center: You can contact us under
0631/3636-0 Mon – Fri from 8 am – 6 pm.

Further information about pushTAN is available at:
www.sparkasse-kl.de/pushtan

Further information about Online-Banking
www.sparkasse-kl.de/onlinebanking-hilfe